











## Process Flow Diagram

**Supplier:** Customer Driven Systems  
**Part No:** MXP1002-01

**Revision Date:** 4/22/2011  
**Part Description:** RH Pad - I/P Upper Trim

Part No.	Process Step / Operation	Description	Incoming Sources of Variation	Process Flow Diagram (Symbol)	Characteristics (Product & Process)
MXP1002-01	010	Receive Raw Resin			12, 100
MXP1002-01	012	Receive Components			6
MXP1002-01	013	Receive Packaging			6
MXP1002-01	030	Lab Inspection/Resin Verification			5, 46
MXP1002-01	031	Component Inspection			6, 10
MXP1002-01	033	Segregate Defective Received Components			18
MXP1002-01	041	Return Defective			108
MXP1002-01	050	Move Accepted to Warehouse			7, 102
MXP1002-01	061	Print Work Order/Labels			21
MXP1002-01	071	Set Up Work Station			11, 44